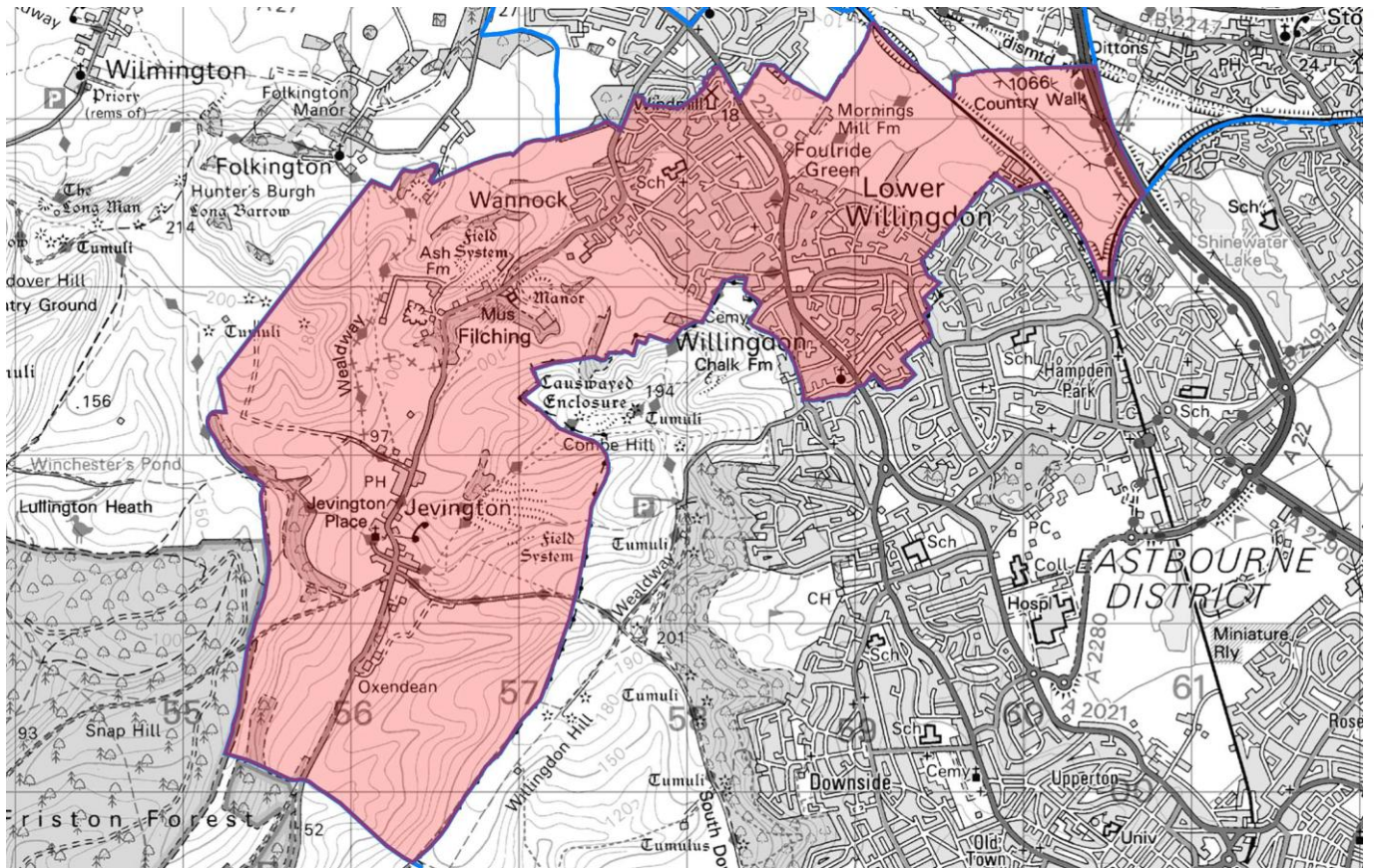



Willington Ward profile

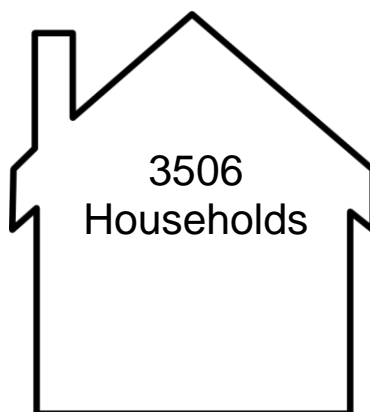
(Data taken from the 2011 ONS Census, unless otherwise stated)



Willington has an area of 1,107.67 hectares which represents 1.32% of the total local authority area of Wealden.



Population of 7440



Willington has a resident population of 7,440 which represents 5.00% of the Wealden local authority resident population.

© Crown Copyright and database right. Ordnance Survey 100018692.

This profile has been produced by the WDC Policy Team (May 2014).



policy@wealden.gov.uk

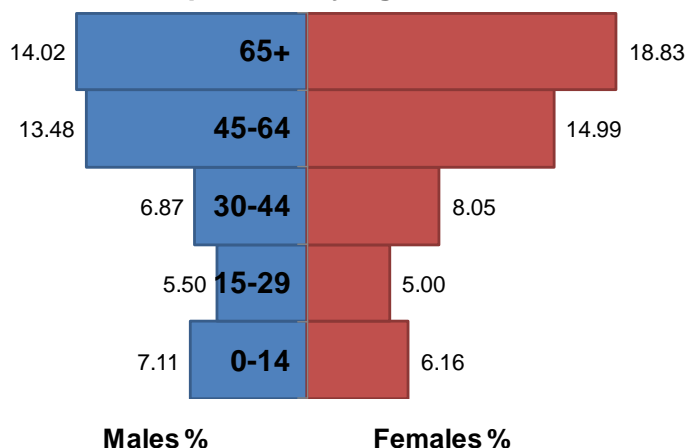


01323 443186

Who lives in Willingdon?

(Data taken from the 2011 ONS Census, unless otherwise stated)

Population by Age and Gender



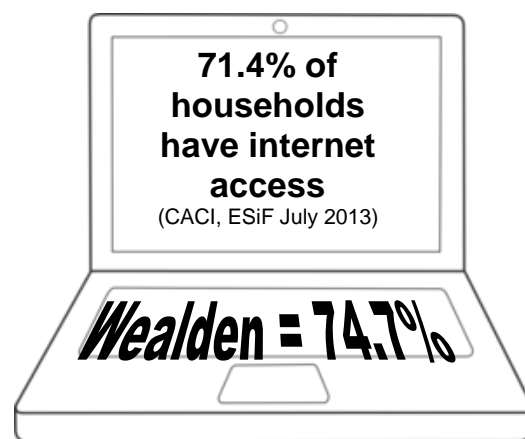
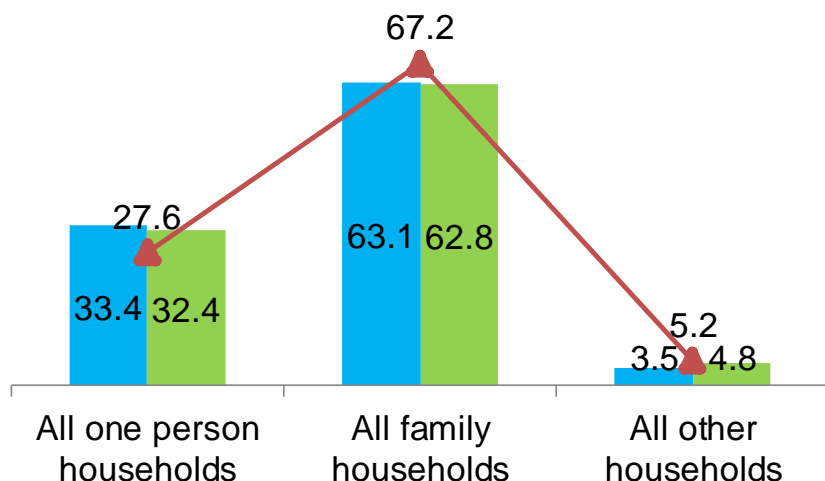
The largest age band is Age 65+.

The average* age of the population is 50. This is older than the average* of 44 for the whole of Wealden.

*Mean

Household Composition in 2001 and 2011 (%)

2001 2011 Wealden 2011



85.3

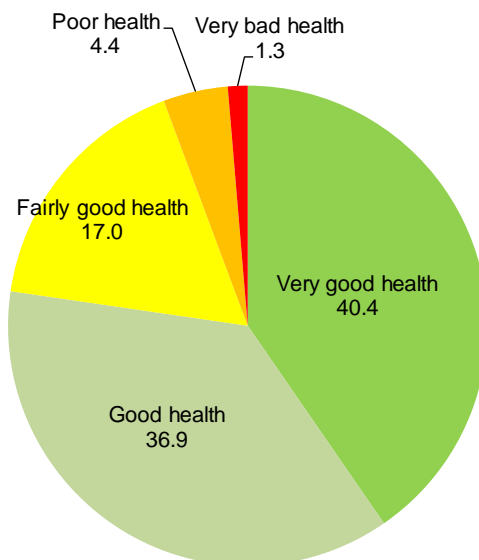
Life expectancy at birth (2005-2011)

Wealden average is 82.6 years

320

Disability Living Allowance Claimants

(Work and Pensions Longitudinal Study, Feb 2013)



Willingdon's ranking for the number of residents self assessed as in **very bad health** is 7 (out of 35) within Wealden.



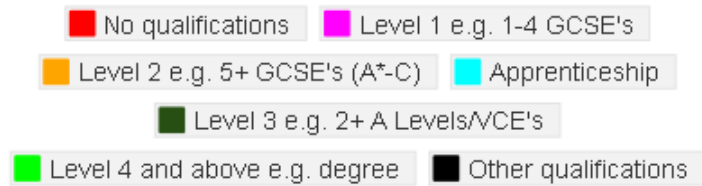
policy@wealden.gov.uk



01323 443186

Education and the Economy in Willingdon


(Data taken from the 2011 ONS Census, unless otherwise stated)



The highest level of educational qualification achieved by the biggest group of Willingdon residents (25.9%) is No qualifications.

This is significantly higher compared with the 19.9% of residents aged 16 and over in Wealden with No qualifications.

Median household income (£)



26.8% of households in Willingdon are living in **poverty***

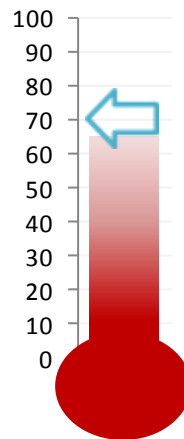
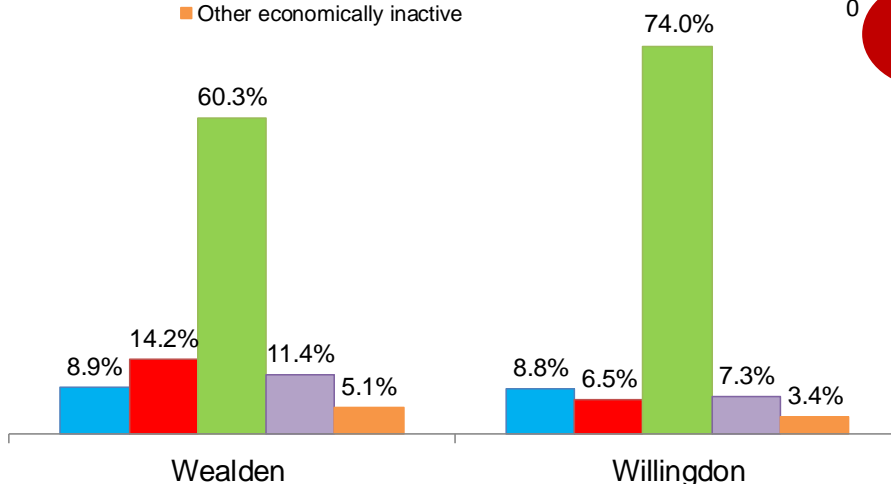
*earning below 60% of GB median income.

Economic Activity

22 of the lone parent households in Willingdon are not in employment.

Economically Inactive

- Long-term sick or disabled
- Looking after home or family
- Retired
- Economically inactive student (includes full-time students)
- Other economically inactive



65.4% of 16 – 74 year olds in Willingdon are **economically active** (Wealden = 70.1%)

Compared to Wealden, Willingdon has a

- Higher % of Retired.
- Smaller % of Looking after home or family and Economically inactive students.



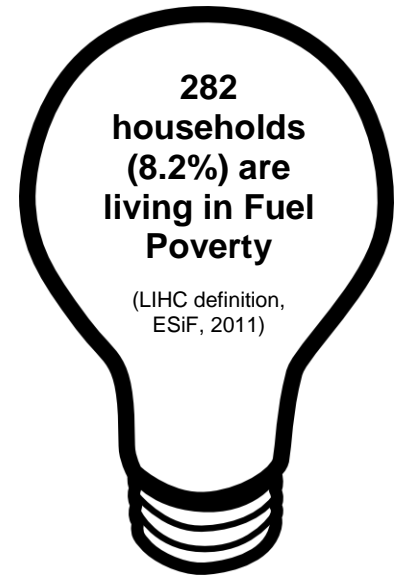
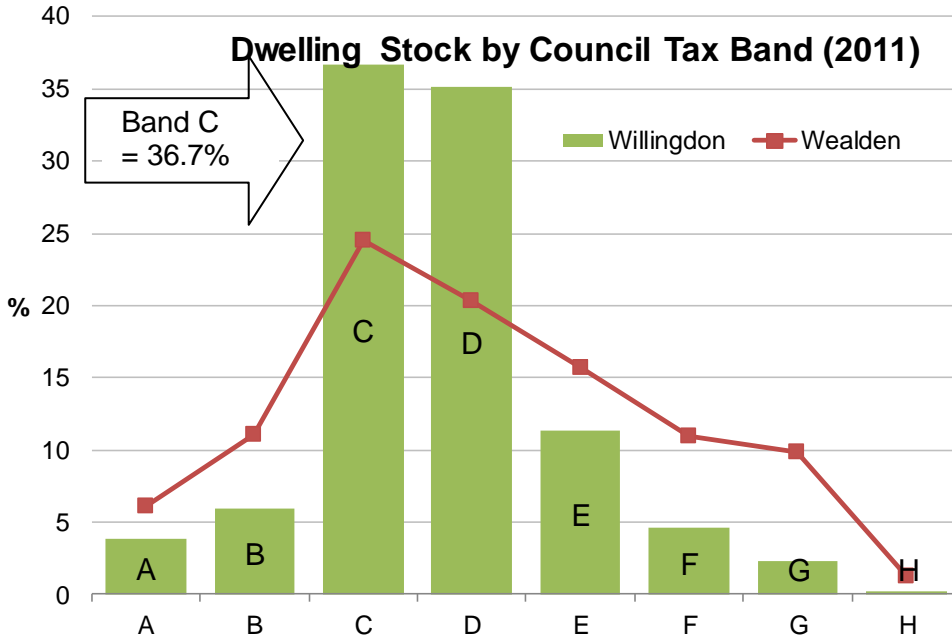
policy@wealden.gov.uk



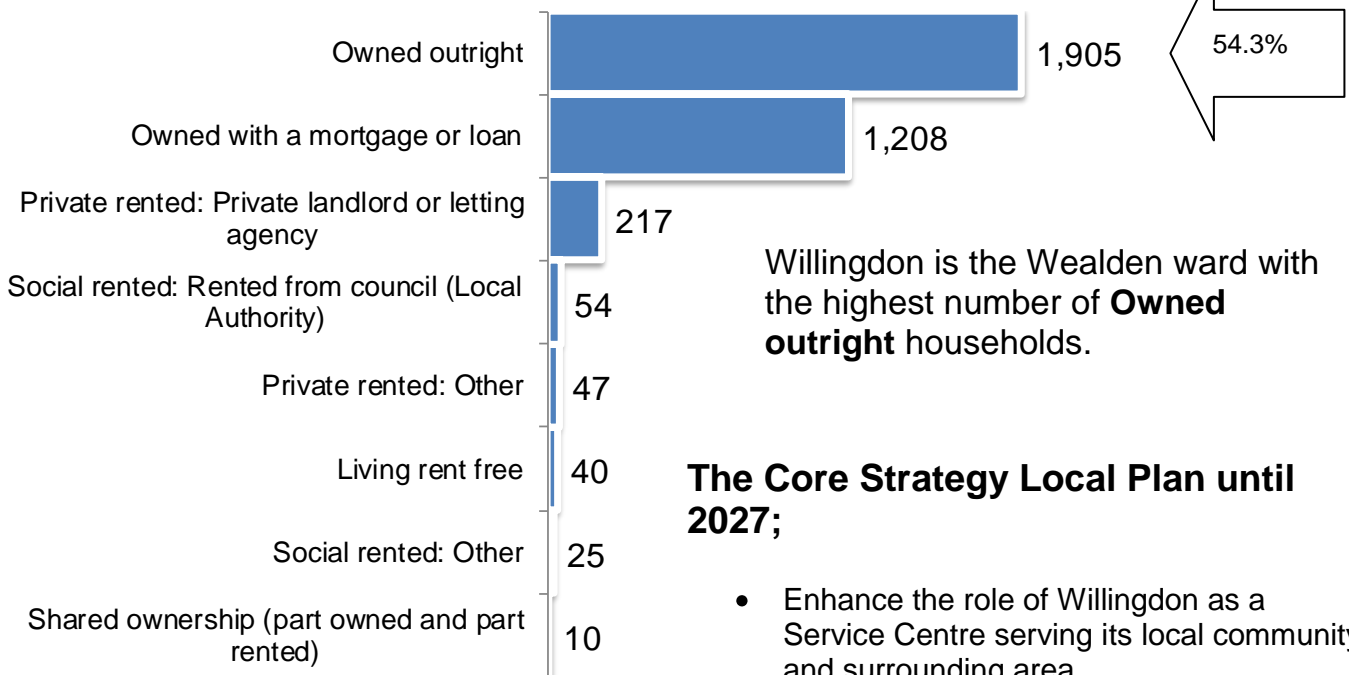
01233 443186

Housing and Development in Willingdon

(Data taken from the 2011 ONS Census, unless otherwise stated)

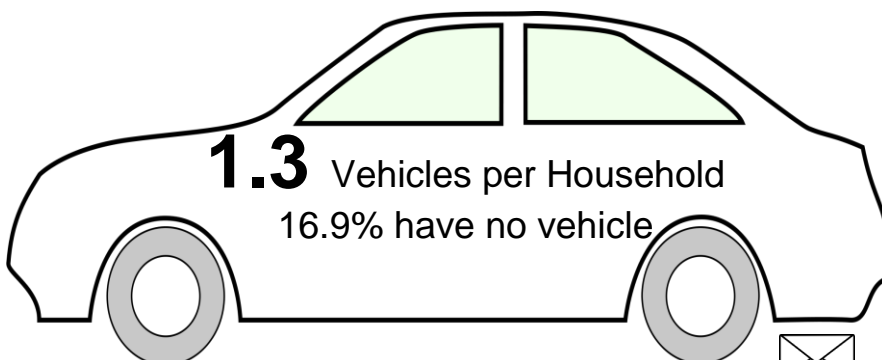


Household Tenure



The Core Strategy Local Plan until 2027;

- Enhance the role of Willingdon as a Service Centre serving its local community and surrounding area.



policy@wealden.gov.uk



01323 443186